

Annual population survey on Perceptions in the Netherlands

Arthur Denneman; Statistics Netherlands (a.denneman@cbs.nl)

Eleventh Meeting of the Expert Group on Environment and Climate Change Statistics
14-17 October 2024 (virtual); UNSD; Session 3: Environment Statistics Data Collection

Topics of the annual NL Perception Survey

2010	solidarity in health care and well-being
2012	responsibilities of government and of citizens themselves
2013	labor and ageing
2014	health care
2015	life situation of young people (12 to 25-year-olds)
2016	perception of safety
2017	sustainability, refugees, social media, timing of having children
2018	health care
2019	life situation of people aged 55 and over
2020	climate change and energy transition
2021	life situation of young people (12 to 25-year-olds)
2022	(un)healthy lifestyle
2023	climate change and energy transition

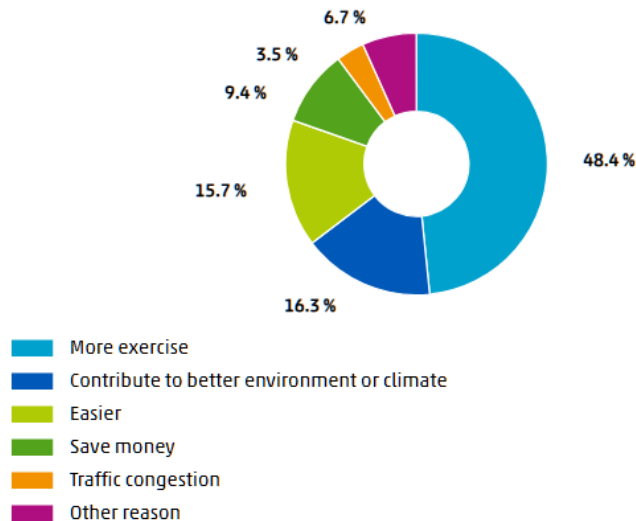


Upcoming topics: Inequality of Opportunity (2024); Artificial Intelligence and Migration (2025)

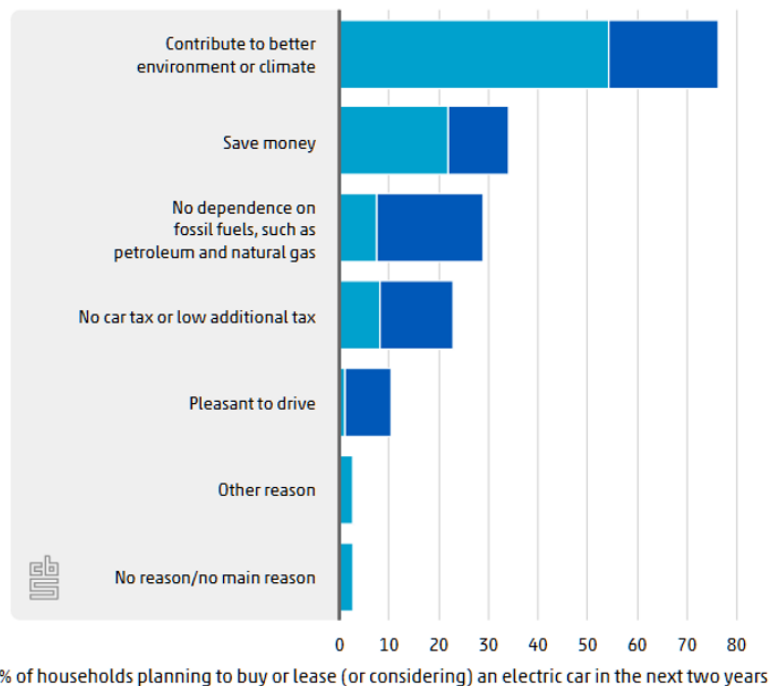
2020 Survey, news release

[Nearly 8 in 10 drivers sometimes deliberately leave their car at home \(June 9, 2021\)](#)

Usual reason for deliberately leaving the car at home sometimes, 2020



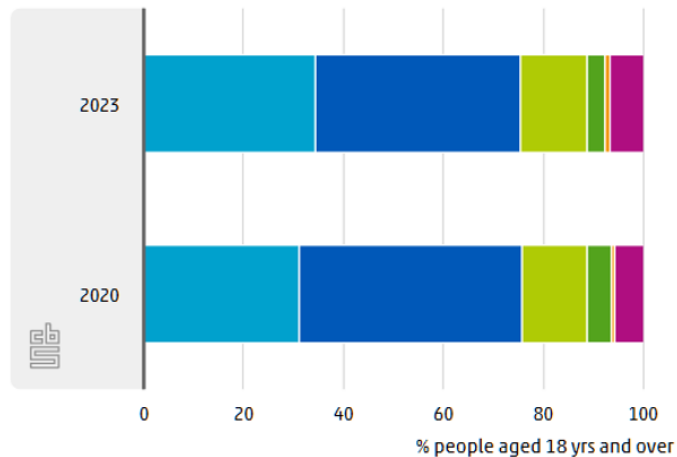
Reasons for buying or leasing (or considering) an electric car in the next two years, 2020



2023 Survey, news release; first 2 figures

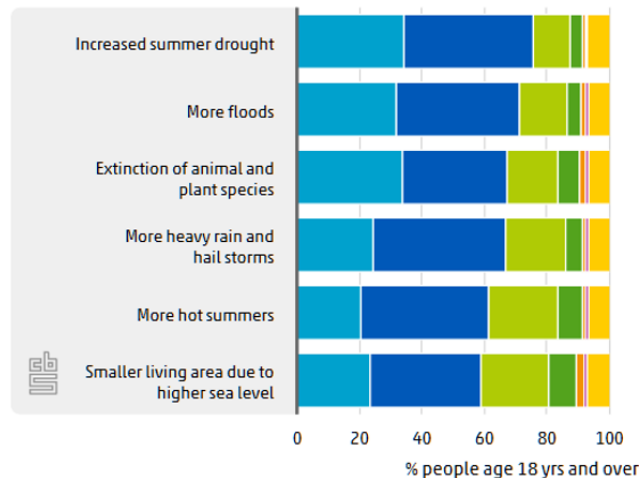
Three-quarters of Dutch adults worry about impact of climate change (November 28, 2023)

Concerns about climate change impacts
on future generations



- Very concerned
- Some concerns
- Not so many concerns
- No concerns
- No response
- Do not believe in climate change or do not know

Concern about climate change impact,
2023



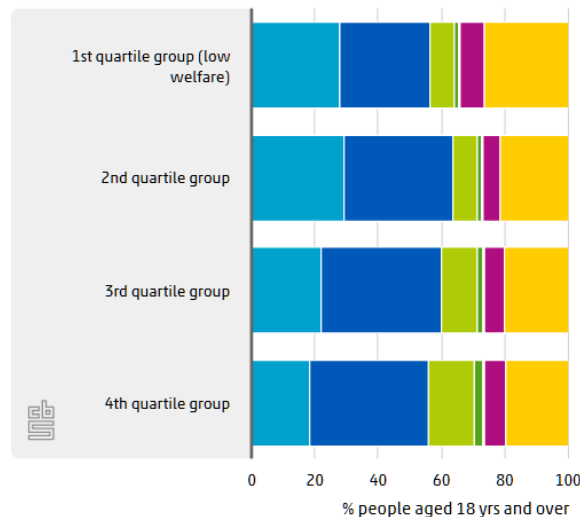
- Many concerns
- Some concerns
- Not so many concerns
- No concerns
- No opinion
- No response
- Do not believe in climate change or do not know



2023 Survey, news release; last 2 figures

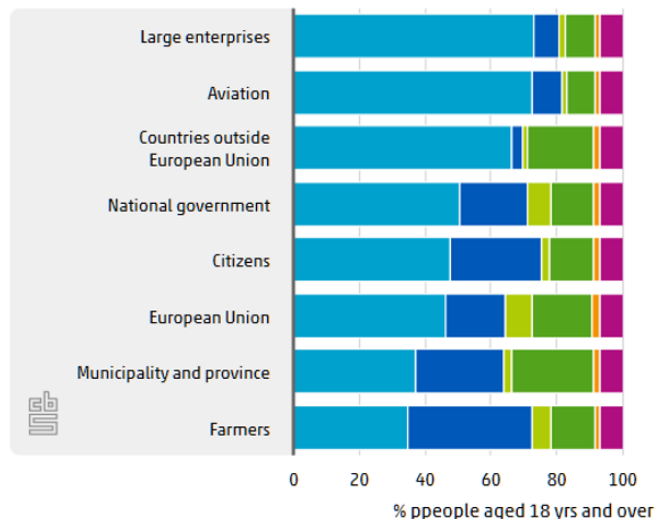
Three-quarters of Dutch adults worry about impact of climate change (November 28, 2023)

Concern about climate policy costs by household wealth, 2023



- Many concerns
- Some concerns
- Not so many concerns
- No concerns
- No response
- Don't think climate policy will cost citizens much money
- Don't know if climate policy will cost citizens much money

Position on contribution to climate change response, 2023

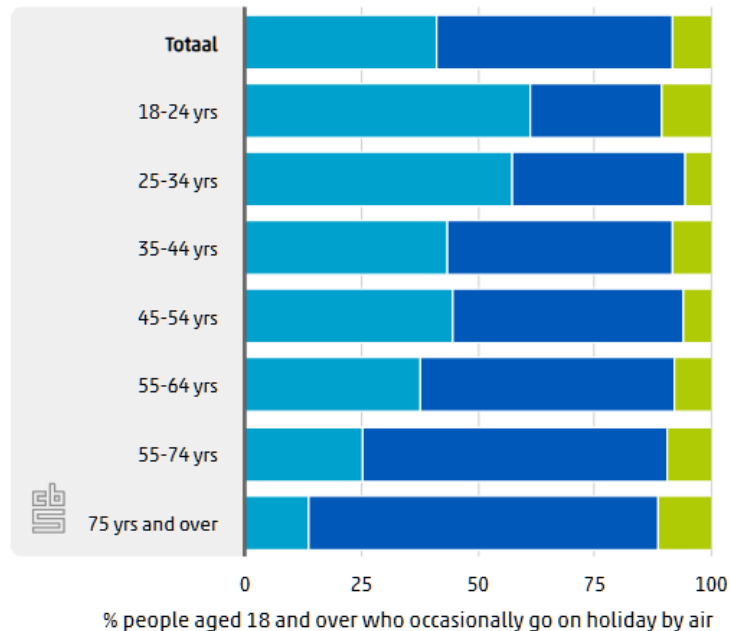


- Not enough
- Enough
- Too much
- No opinion
- No response
- Don't believe in climate change or don't know

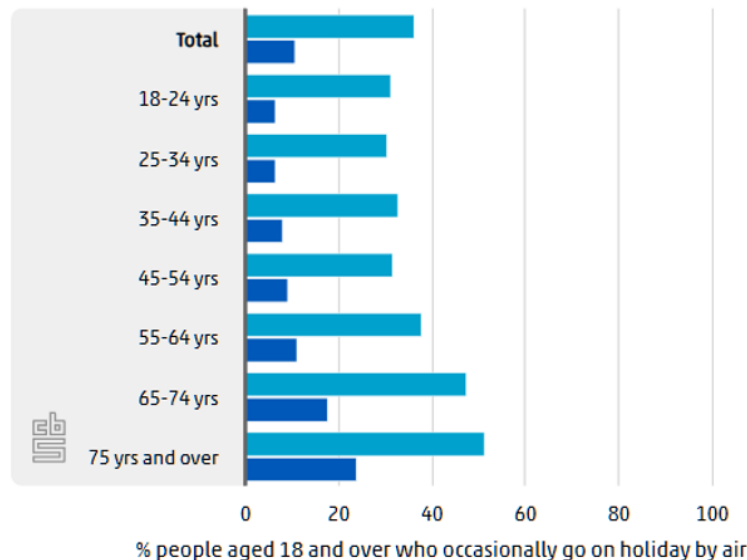
2023 Survey, another news release

[Young people see their own lifestyle as less climate-conscious \(March 27, 2024\)](#)

Holiday travel by air, 2023



Reduce or avoid holiday travel by air due to climate change, 2023



Definitely willing to reduce holiday travel by air
Definitely willing to avoid holiday travel by air



Questionnaire 2023 Survey

Questions on: Climate Change & Energy Transition Sustainable Housing
 Sustainable Eating Habits Sustainable Mobility

Also: Population characteristics (gender, age, education, household position, household wealth)
 Housing characteristics (rental or owner-occupied, home type, urbanity of municipality)

Each question should be tested beforehand (e.g., face-to-face with target group respondents)
to guarantee neutrality of the questions and a not too simple or too complicated language level.

Routing of questionnaire: balanced response scales for the answers
 [always; often; sometimes; never]
 [totally agree; agree; neutral; disagree; totally disagree]
 negative and positive statements should be mixed
 [to encourage respondents to think about
 each individual statement separately]



An English translation of the Dutch 2023 Survey questions is available!

Questions?



Arthur Denneman
Environmental Statistics
Statistics Netherlands
a.denneman@cbs.nl

Statistical expertise

All credits go to
Rianne Kloosterman,
Eveline Vandewal,
and their Perception
Survey colleagues

